


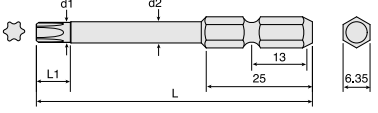

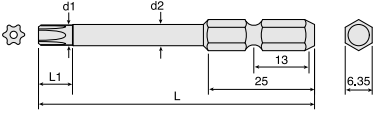



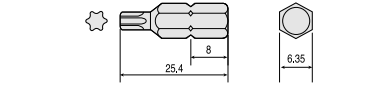



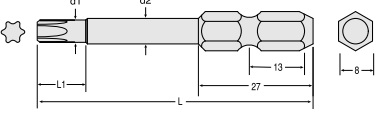


| Shape | Model No. | Size Tip No.×Length (L) | Tip No. | mm | Shank dia. (d1) | Tip length (L1) | Shank dia. (d2) | Inner Ctn. | Applicable models |
|--|-----------|----------------------------|------------|------|--------------------|--------------------|--------------------|---------------|------------------------------------|
|   H6.35mm | | | | | | | | | |
| 6.35mm   | V | T6 × 65 ☆ | T6 | 1.65 | 1.95 | 6.5 | 4.0 | 10 | P.69 Available on all A16 types |
| | | T6 × 110 ☆ | T6 | 1.65 | 1.95 | 6.5 | 4.0 | 10 | |
| | | T8 × 65 ☆ | T8 | 2.3 | 2.60 | 7.0 | 4.5 | 10 | |
| | | T8 × 110 ☆ | T8 | 2.3 | 2.60 | 7.0 | 4.5 | 10 | |
| | | T10 × 65 | T10 | 2.72 | 3.02 | 7.5 | 4.5 | 10 | |
| | | T10 × 110 | T10 | 2.72 | 3.02 | 7.5 | 4.5 | 10 | |
| | | T15 × 65 | T15 | 3.26 | 3.56 | 7.5 | 4.5 | 10 | |
| | | T15 × 110 | T15 | 3.26 | 3.56 | 7.5 | 4.5 | 10 | |
| | | T20 × 65 | T20 | 3.84 | 4.14 | 7.5 | 5.0 | 10 | |
| | | T20 × 110 | T20 | 3.84 | 4.14 | 7.5 | 5.0 | 10 | |
| | | T25 × 65 | T25 | 4.4 | 4.70 | 8.0 | 5.0 | 10 | |
| | | T25 × 110 | T25 | 4.4 | 4.70 | 8.0 | 5.0 | 10 | |
| | | T27 × 65 | T27 | 4.96 | 5.26 | 8.0 | 5.5 | 10 | |
| | | T27 × 110 | T27 | 4.96 | 5.26 | 8.0 | 5.5 | 10 | |
| | | T30 × 65 | T30 | 5.49 | 5.79 | 8.5 | 6.0 | 10 | |
| | | T30 × 110 | T30 | 5.49 | 5.79 | 8.5 | 6.0 | 10 | |
| T40 × 65 | T40 | 6.6 | H6.35 | — | H6.35 | 10 | | | |
| T40 × 110 | T40 | 6.6 | H6.35 | — | H6.35 | 10 | | | |
| 6.35mm   Tamper-Proof TORX | V | T8H × 65 | T8H | 2.3 | 2.60 | 7.0 | 4.5 | 10 | P.69 Available on all A16 types |
| | | T8H × 110 | T8H | 2.3 | 2.60 | 7.0 | 4.5 | 10 | |
| | | T10H × 65 | T10H | 2.72 | 3.02 | 7.5 | 4.5 | 10 | |
| | | T10H × 110 | T10H | 2.72 | 3.02 | 7.5 | 4.5 | 10 | |
| | | T15H × 65 | T15H | 3.26 | 3.56 | 7.5 | 4.5 | 10 | |
| | | T15H × 110 | T15H | 3.26 | 3.56 | 7.5 | 4.5 | 10 | |
| | | T20H × 65 | T20H | 3.84 | 4.14 | 7.5 | 5.0 | 10 | |
| | | T20H × 110 | T20H | 3.84 | 4.14 | 7.5 | 5.0 | 10 | |
| | | T25H × 65 | T25H | 4.4 | 4.70 | 8.0 | 5.0 | 10 | |
| | | T25H × 110 | T25H | 4.4 | 4.70 | 8.0 | 5.0 | 10 | |
| | | T27H × 65 | T27H | 4.96 | 5.26 | 8.0 | 5.5 | 10 | |
| | | T27H × 110 | T27H | 4.96 | 5.26 | 8.0 | 5.5 | 10 | |
| | | T30H × 65 | T30H | 5.49 | 5.79 | 8.5 | 6.0 | 10 | |
| | | T30H × 110 | T30H | 5.49 | 5.79 | 8.5 | 6.0 | 10 | |
| | | T40H × 65 | T40H | 6.6 | H6.35 | — | H6.35 | 10 | |
| | | T40H × 110 | T40H | 6.6 | H6.35 | — | H6.35 | 10 | |
|   H6.35mm | | | | | | | | | |
| 6.35mm   | A4 | T6 | T6 | 1.65 | — | — | — | 10 | P.83 Available on all B33 types |
| | | T8 | T8 | 2.3 | — | — | — | 10 | |
| | | T10 | T10 | 2.72 | — | — | — | 10 | |
| | | T15 | T15 | 3.26 | — | — | — | 10 | |
| | | T20 | T20 | 3.84 | — | — | — | 10 | |
| | | T25 | T25 | 4.4 | — | — | — | 10 | |
| | | T27 | T27 | 4.96 | — | — | — | 10 | |
| | | T30 | T30 | 5.49 | — | — | — | 10 | |
| | | T40 | T40 | 6.6 | — | — | — | 10 | |
|   H8mm | | | | | | | | | |
| 8mm   | V5 | T25 × 65 | T25 | 4.4 | 4.70 | 10.0 | 6.0 | 10 | P.71 Available on all A19 types |
| | | T25 × 110 | T25 | 4.4 | 4.70 | 10.0 | 6.0 | 10 | |
| | | T27 × 65 | T27 | 4.96 | 5.26 | 11.5 | 6.5 | 10 | |
| | | T27 × 110 | T27 | 4.96 | 5.26 | 11.5 | 6.5 | 10 | |
| | | T30 × 65 | T30 | 5.49 | 5.79 | 11.5 | 6.5 | 10 | |
| | | T30 × 110 | T30 | 5.49 | 5.79 | 11.5 | 6.5 | 10 | |
| | | T40 × 65 | T40 | 6.6 | 6.90 | 11.5 | 7.5 | 10 | |
| | | T40 × 110 | T40 | 6.6 | 6.90 | 11.5 | 7.5 | 10 | |
| | | T45 × 65 | T45 | 7.77 | 8.0 | — | 8.0 | 10 | |
| | | T45 × 110 | T45 | 7.77 | 8.0 | — | 8.0 | 10 | |
| | | T50 × 65 | T50 | 8.79 | H8 | — | H8 | 10 | |
| T50 × 110 | T50 | 8.79 | H8 | — | H8 | 10 | | | |

☆For the date of delivery, consult Vessel.