

"Electrostatic field meter" for locating and measuring static electricity charges.

◆ To weigh things...

◆ To measure things...

◆ If you need to check electrostatic charges...



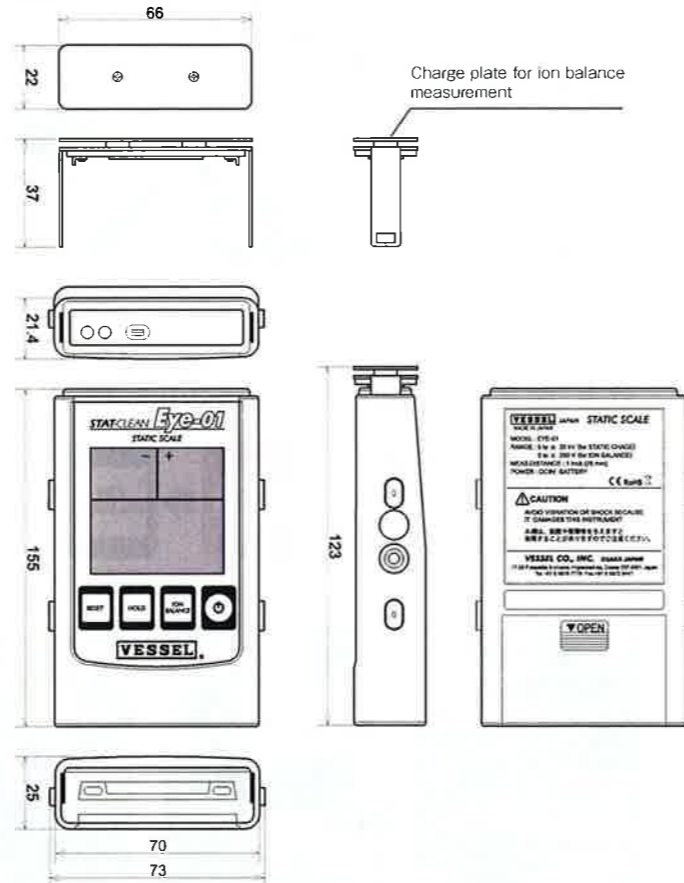
Eye-01



**SPECIFICATIONS**

Measuring range	Static voltage $\pm 0 \sim \pm 1.49$ kV (Low range) measuring range: $\pm 1.0 \sim \pm 20.0$ kV (High range) Ion balance voltage measuring range: $0 \sim \pm 200$ V
Measuring distance	25 mm $\pm 0.5$ mm (between charged object and field meter)
Accuracy	$\pm 10$ %
Ambient conditions	10°C ~ 40°C, 60%RH or lower
Display	Large LCD display (Digital and bar graph)
Power	9V, 6F22Y manganese battery: 1PCE (Life: Approx. 30hours)
Weight with battery	Approx. 140g without ion balance plate (Ion balance plate : Approx. 30g)
Case material	Conductive resin (ABS)
Accessories	Charge plate for ion balance measurement : 1PCE Ground cord : 1PCE (w/ alligator clip) Battery : 1PCE (006P) Soft case : 1PCE
Applications	For checking the performance of ionizers, locating and measuring electrostatic charge build-up, deciding best location for installing ionizers and testing their efficiency, etc.

**DIMENSIONS**



**WARNING**

- Please read the user's manual carefully for safe use.
- Do not use this product in any hazardous areas where the potential for fire or explosion exists such as gases, dust, or easily ignitable materials in the atmosphere.
- Do not subject this unit to strong vibrations or shocks as it may result in breakage.
- Prevent dew condensation as it may cause electric shock and product breakage.
- Do not attempt to disassemble or modify the unit as it may deteriorate the sensitivity and accuracy.
- Due to product improvement, the above specifications and measurements are subject to change without notice.
- The measured values shown in this brochure are based on data obtained through tests conducted by VESSEL. They may vary to some extent depending on the usage environment.

Designed and Engineered by  
**VESSEL CO., INC.**

17-25, Fukae-Kita 2-chome,  
Higashinari-ku, Osaka 537-0001 Japan  
Tel : +81 6 6976 7778 Fax : +81 6 6972 9441  
E-mail : export@vessel.co.jp  
URL : http://www.vessel.jp

Distributed by

Printed in Japan

09041400.00

# Static Super Scale

Palm-sized electrostatic measuring device ideal for checking ion balance and polarity of static charge.

- Measuring polarity and intensity of static charge on parts and assembly lines
- Checking ion balance performance of various ionizers



CE RoHS

STAT-CLEAN **Eye-01**  
Electrostatic Field Meter

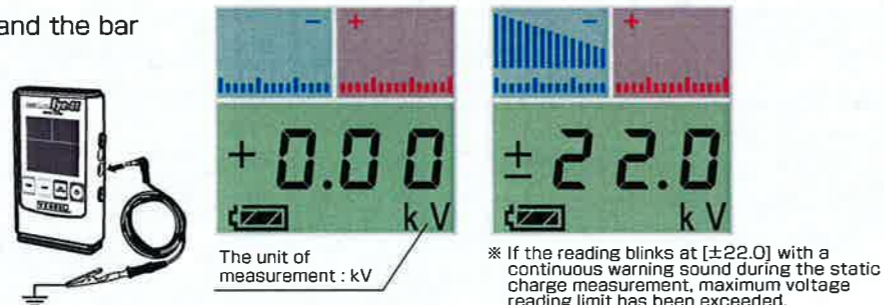
# What makes VESSEL's easy to use? ①

## Function to check the static charge

### ◆ "Static charge measurement mode (Standard mode)" to check if the object is statically charged.

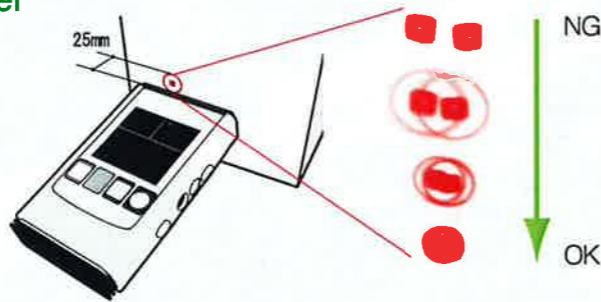
The digital numerical value and the bar graph displayed on the LCD indicate the static voltage on the target object. Eye-01 is calibrated for the voltage range 0 to ±20kV.

※ For accurate measurement, make sure to ground Eye-01 with its ground wire.



### ◆ "Focus-Ring LEDs" show you the proper measuring distance.

The measuring distance between Eye-01 and the target object needs to be 25mm±0.5mm. This measuring distance can be easily checked by "Focus Rings" beamed from the two red LEDs on the sensor side of Eye-01. Position Eye-01 where the two red light beams converge as one concentric circle for accurate measurement.



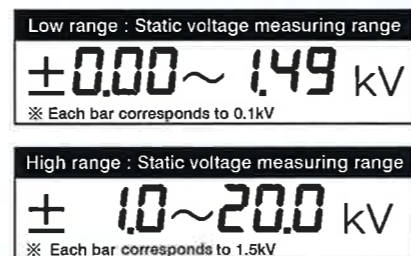
### ◆ "How to activate "standard mode"

Press "POWER" button once and the unit will be set to "static charge measurement mode (standard mode)."



### ◆ "Automatic ranging digital display"

While in standard mode, the decimal point is automatically set to a right position.



## Press buttons to activate useful functions

### ◆ "Continuous mode" for longer than 5 minutes' operation.

Turn on Eye-01 without activating "Auto power off function" by keeping POWER button pressed for 3 seconds.



※ In standard mode, the measurement cannot be done for more than five minutes as "Auto power off function" is operative.

### ◆ "Hold mode" enables measurements in inaccessible areas.

Indispensable function for measurements within machinery and other narrow spaces. If you press HOLD button during the measurement, the value will be kept on the display.



※ One more pressing of the button will cancel the hold function.

### ◆ "Digital zero function" to adjust the reading to zero.

Press RESET to adjust the displayed reading and bar graph to the neutral state.



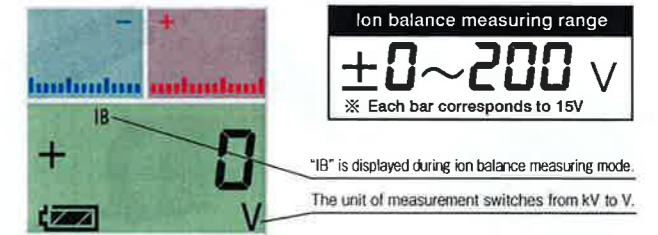
※ This digital zero function cannot be activated when the reading is under [±0.30kV] in static charge measurement mode, or over [±50V] in ion balance measurement mode.

# What makes VESSEL's easy to use? ②

## Function to check the ion balance of ionizers

### ◆ "Ion balance measuring mode" to check the performance of ionizers.

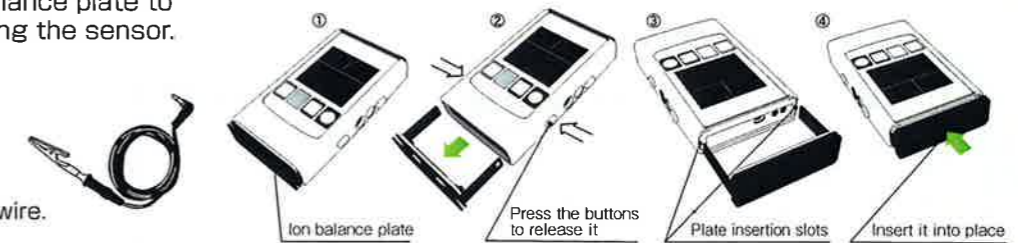
Eye-01, designed to be compact and lightweight, making it ideal for periodic verification of ionizers, including those installed on hard-to-reach places like automated machinery or workbenches. Eye-01 can be used to measure low voltages up to 200V in the ion balance mode.



### ◆ Installing "the ion balance plate" before measurement.

Before starting ion balance measurement, install the ion balance plate to the top end having the sensor.

※ For accurate measurement, make sure to ground Eye-01 with its ground wire.



### ◆ How to activate "ion balance mode"

Turn Eye-01 on by pressing POWER button and then press ION BALANCE button.



### ◆ The ion balance plate is kept on the bottom end.

The ion balance plate can be kept attached to the bottom end when not in use.



## Other feature

### ◆ The plastic case of Eye-01 is made of conductive ABS resin.

Within EPA areas, simply holding the unit neutralizes it to 0V so that accurate measurement can be conducted without grounding it with a ground wire.

※ If the user wears non-conductive gloves, it is necessary to use a ground wire to ground the unit.



# What makes VESSEL's easy to use? ③

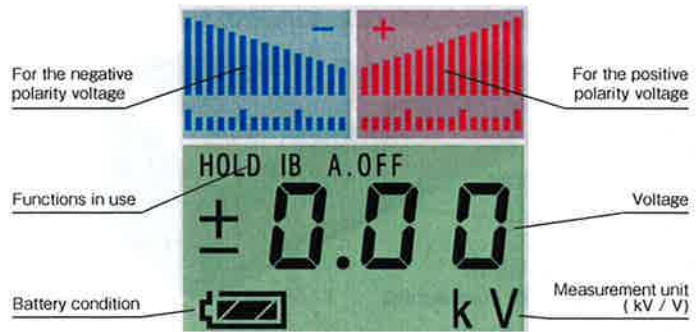
## Easy-to-see large LCD display

### ◆“Wide LCD display” with three sections.

The upper left section displays bar graph in blue to indicate negative polarity voltage.

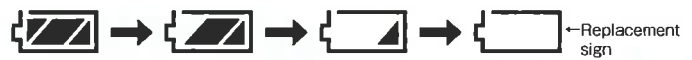
The upper right section displays bar graph in red to indicate positive polarity voltage.

The lower section display shows reader-friendly numerical values, voltage measurement unit, and functions in use.



### ◆“Battery condition display” to know when to replace the battery.

The battery condition icon changes in 4 stages as the battery level decreases. Replace the battery when display shows the battery to be empty.



※ The life of the included 9V, 6F22 Manganese battery : Approx. 30hours.

### ◆“LED lighting function” to read measurement values in the dark.

Switch on and off the LCD backlight by the POWER button.

- Turn off the LED: Keep POWER pressed for less than 1 sec or 3-5 sec.
- Turn on the LED : Keep POWER pressed for 1-3 secs or more than 5 secs.

### ◆ Eye-01 indicates its operating status by beep sound.


Beep sound represents the following conditions :

- When turned on to the standard mode ... 1 beep
- When turned on w/o auto power off function ... 3 beeps
- Auto power off indication ... 5 beeps
- Over range ... 1 long beep

## Quality after-purchase servicing: Calibration service available

### ◆ Compliant with the traceability standards by ISO9000.

Eye-01 is calibrated by testing equipment proved to be fully compliant with the ISO standards. Inspection (Calibration) certificate can be issued with extra charge.

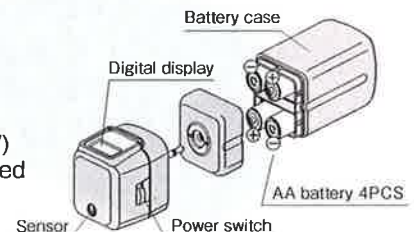


## Related product Static level is displayed numerically

### Make it easy to check static charges Static locator SDL-01



- Without ion balance measuring function
- Battery replacement indicator
- Static voltage measuring range :  $\pm 0.0 \sim \pm 19.9V$  (Minimum measuring unit : 0.1kV)
- Low power consumption model, which can be used for about 6 months with four AA batteries.
- Size : H51×W102×D43mm Weight : 170g



# Multifunctional static field meter Eye-01 with an incorporated one-chip microcomputer

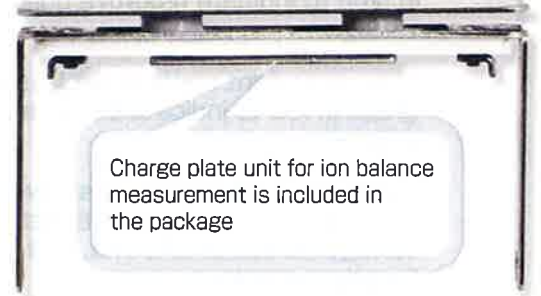
**VESSEL**  
your solution partner

Sensor for determining electrostatic charge levels

Focus-Ring LED lights show you the right measuring distance



Charge plate unit for ion balance measurement is included in the package



**CE RoHS**

Compliant with CE and RoHS directives

If the maximum voltage reading limit of  $(\pm 22.0)$  has been continuously exceeded, the sensor of Eye-01 might be damaged.

**Err**

The above message appears during sensor failure

Four color-coded buttons to switch measurement modes.



Static charge on its user interferes the measuring accuracy. Please ground the unit with its ground wire.



The unit comes with a handy, soft carrying case.



To change the battery...

Open the lid on the back and connect the plug to the battery. Battery (1PC) is supplied in the package.

